








## WEEK 2 LESSON

### ELEMENTS OF DESIGN

**Elements of design are the various things that make up a design.** The same way your body is made up of hands, legs, head, chest and stomach, so is every design made up of various elements.

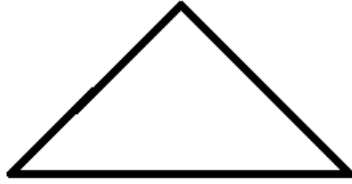
Elements of Design include

1. Lines: This is a traced distance between two points in a design

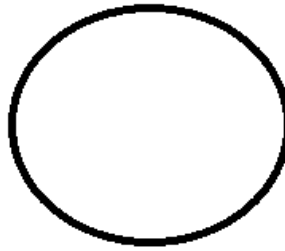
	<b>STRAIGHT LINE</b>
	<b>ZIGZAG LINE</b> 
	<b>BROKEN LINE</b>
	<b>CURVED LINE</b>
	<b>THICK LINE</b>
	<b>THIN LINE</b>

2. Shape: This a figure created by the combination of lines in a design

## SHAPES AND THEIR NAMES



**TRIANGLE**



**CIRCLE**



**RECTANGLE**

3. Colour: This is a pigment applied to a design which appears in different types. Colour makes a design appear bright, attractive, dull, dark, shiny, etc.
4. Texture: This is how a design is felt by a person. A work of art may be light, rough, smooth, shiny or coarse
5. Form: This is the way a shape would appear in a three-dimensional view.
6. Space: This is the area occupied by a design.

### **Uses of elements of design**

1. Lines help us to create shapes or the edges of an object.
2. Shapes is used in expressing to two-dimensional designs or plain figures.
3. Colour makes a design more attractive and more delightful
4. Texture is the quality of a design that we can feel.
5. Form makes a design easily recognizable.